

polytec

COMMERCIAL range

polytec

www.polytec.com.au

p 1300 440 400

ISSUE: 07g



polytec offer an express sample service.

Visit www.polytec.com.au to order your free sample.

PROUDLY
SUPPORTING



Find your local supporting cabinet maker
www.polytec.com.au/mcgrath-foundation

Create your look



Ceiling panels in MELAMINE Tasmanian Oak Woodmatt.

COMMERCIAL

polytec's Commercial range comes in a variety of colours, thicknesses and sheet sizes specifically designed for commercial application. Our range of colours are available in Melamine, Laminate and Compact laminate making it easy for you to choose the design features you are looking for. Choosing **polytec's** Commercial colours and materials for today's working environments will give your design concept a fresh and unique look.

The **polytec** Commercial range will inspire unlimited design possibilities for any commercial environment.

In addition to the Commercial range, is the introduction of the new Woodmatt finish in versatile, larger decorative boards, all with matching laminate, and a selection of Compact laminates. The Woodmatt finish from **polytec** offers a subtle woodgrain embossing with an overall matt surface, combining the best of natural timber with technology advancements to match perceptions of authentic timber veneer – in look, feel and warmth.

Inherent with our typical durable properties and the **polytec** value price point, the unique Woodmatt colours and finish, help you to create a natural looking and feeling environment, now available in 13mm Compact laminate for the most hard working environments.



Wall panels in **MELAMINE** Estella Oak Woodmatt.
Vertical screening in **LAMINATE** Estella Oak Woodmatt.

COMMERCIAL Woodmatt board & laminate



polytec swatches and samples represent a small area of the overall colour structure. To view the large colour sample, visit www.polytec.com.au.


Dark coloured surfaces will show fingerprints and require more care and maintenance than lighter coloured surfaces. It is recommended to test a product sample prior to colour selection.

Refer to the polytec Availability Guide for sheet size and substrate options.



Lockers in MELAMINE Prime Oak Woodmatt.
Shelving and doors in MELAMINE Bottega Oak Woodmatt.

RAVINE embossed wood grain board & laminate



polytec swatches and samples represent a small area of the overall colour structure. To view the large colour sample, visit www.polytec.com.au.

Dark coloured surfaces will show fingerprints and require more care and maintenance than lighter coloured surfaces. It is recommended to test a product sample prior to colour selection.

Refer to the **polytec** Availability Guide for sheet size and substrate options.




Table top, desk and wall panelling in Natural Oak **RAVINE**.

RAVINE coloured oak laminate



polytec swatches and samples represent a small area of the overall colour structure. To view the large colour sample, visit www.polytec.com.au.

Dark coloured surfaces will show fingerprints and require more care and maintenance than lighter coloured surfaces. It is recommended to test a product sample prior to colour selection.

Refer to the **polytec** Availability Guide for sheet size and substrate options.

COMMERCIAL board & laminate



polytec swatches and samples represent a small area of the overall colour structure. To view the large colour sample, visit www.polytec.com.au.

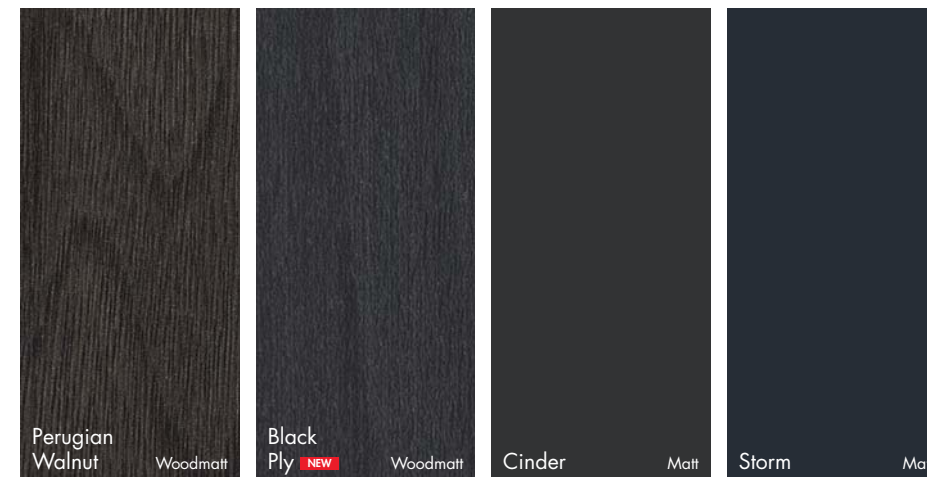




Dark coloured surfaces will show fingerprints and require more care and maintenance than lighter coloured surfaces. It is recommended to test a product sample prior to colour selection.

Refer to the polytec Availability Guide for sheet size and substrate options.



Counter, drawers and shelving in LAMINATE Artisan Oak Matt.

Wall and ceiling panels in MELAMINE Truffle Lini Matt.



polytec swatches and samples represent a small area of the overall colour structure. To view the large colour sample, visit www.polytec.com.au.

Dark coloured surfaces will show fingerprints and require more care and maintenance than lighter coloured surfaces. It is recommended to test a product sample prior to colour selection.

Refer to the polytec Availability Guide for sheet size and substrate options.



ENVIRONMENT & SUSTAINABILITY

polytec is committed to an eco-friendly and sustainable environment. It is an intrinsic part of the way we do business daily. Our decisions are made so that they have minimum negative impact on the environment.

Our product is manufactured from managed and renewable plantation pine, and on request can be purchased as Responsible Wood chain of custody certified. All **polytec** board products are manufactured from E0 or E1 MDF.

We manage waste responsibly through numerous recycling programs including aluminium and metals, used oils and timber waste is recycled back into energy. We subscribe to local government environmental initiatives and voluntary audits as well as our own internal Energy and Carbon Management Policy (ECM), which aligns with the Australian Government's Energy Efficiency Opportunities (EEO) program.

polytec doors and benchtops are Australian Made & Owned.

CARE & MAINTENANCE

Your **polytec** doors and panels are made from a Moisture Resistant Medium Density Fibreboard (MR MDF), but as with many wood based panels, they are not waterproof. Care should be taken to wipe up spills immediately, ensuring the doors are not exposed to high or continuous levels of moisture, steam and humidity.

The surface of **polytec's** Compact laminate is made from a stain-resistant melamine based resin. The toughness and high impermeability of this surface means that **polytec's** Compact laminate should require no more than wiping with a soft cloth, dampened with plain water or a household detergent mix to remove all common household spills.

For more stubborn stains use a mild household cleaning spray. Always ensure you refer to the recommendations provided by the manufacturer of the cleaning product before use.

By following these simple steps you should retain a beautiful kitchen surface for many years.

Visit www.polytec.com.au for specific care and cleaning information. Darker colours will show superficial wear and tear more readily than lighter coloured surfaces and require more care and maintenance.

The colours and details shown in this brochure are to the highest standards in printing. However, they should only be used as an indication of actual product colour. To order your free colour sample visit www.polytec.com.au.

polytec swatches and samples represent a small area of the overall colour structure, to view the large colour sample, visit www.polytec.com.au

The use of our current samples gives the colour and finish that a customer would expect to receive. Samples are provided for colour and finish selection and **polytec** recommend testing a sample for fingerprint resistance and ease of cleaning. **polytec** does not guarantee exact colour matches across product ranges due to colour variation in each product group.

COMPLEMENTARY RANGES

XENOLITH premium coloured core

ULTRAGLAZE range

STECAWOOD prefinished decorative battens

MELAMINE doors & laminate

35mm ARCHITECTURAL doors

THERMOLAMINATED doors & panels

EVOLUTION range

ALUMINIUM framed doors

BENCHTOPS range

ALFRESCO range

WARDROBE range